

Measures of Academic Progress™ (MAP)



What is MAP™?

- MAP - Measures of Academic Progress
- Achievement tests In Mathematics, Reading and Language Arts
- Delivered by computer
- Scores are delivered by a single RIT Score
- Test is given three times a year

How does MAP work?

- Questions appear on the student's computer screen
- Test will adjust level of questions based upon how the student answers: either correct or incorrect
- It will build a test just for that student based upon grade level and skill level!

Why take MAP tests?

- To find out exactly where your child is performing
- To help the teacher know what each student should be working on to improve

What does the actual testing session look like?

- The following slides are sample questions:

The zoo has 54 parrots. The zookeeper wants to put 9 parrots in each cage.

How many cages will the zookeeper need?

- A. 3
- B. 4
- C. 6
- D. 7
- E. 9

Sample Math Question

- Work the problem on your scratch paper
- Click on the best answer
- Click on the <Go on> button

Go on

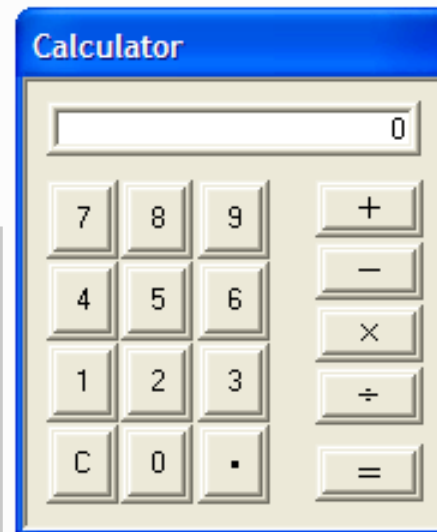
Solve for x .

$$|2x + 4| = 20$$

- A. $x = 8$ or $x = -12$
- B. $x = -8$ or $x = 12$
- C. $x = 8$ or $x = -8$
- D. $x = 12$ or $x = -12$
- E. $x = 4$ or $x = -8$

Sample Math Question

- Notice the calculator.
- To use it, click the numbers with your mouse.



Read the paragraph.

Claire was putting up artwork on the bulletin board in her room when her box of thumb tacks fell off her desk. The sharp tacks tumbled all over her bedroom rug. Claire stopped putting up her artwork, carefully knelt on the floor, and picked up all the tacks.

Why did Claire stop putting up artwork?

- 1. her mother called her to dinner
- 2. she was finished putting up her artwork
- 3. the box of thumb tacks fell off her desk
- 4. it was time to go to school

Sample Reading Question

- Read the passage and select the best answer
- Click the <Go on> button

Study the recipe.**Chocolate Chip Pudding Cups**Ingredients

2 cups cold milk
1 pkg. Instant Chocolate Flavor Pudding & Pie Filling
1/2 tub Whipped Topping, thawed, divided
15 Chocolate Sandwich Cookies, crushed, divided
30 miniature semi-sweet chocolate chips

Directions

Begin by emptying the dry pudding mix into a large bowl. Pour the milk over the dry pudding mix, and beat together using a wire whisk. Gently stir in half of the whipped topping

After beating with the wire whisk,

- 1. pour the milk into the bowl.
- 2. gently stir in half of the whipped topping.
- 3. spoon one tablespoon of crushed cookies into cups.
- 4. spoon the pudding into cups.

Sample Reading Question

- Some reading items have scroll bars.
- As you read, move the scroll bar down by using your mouse.

Testing Reminders

- Before the test how you can help your child
 - ✚ Get a good night's sleep
 - ✚ Eat a healthy breakfast
 - ✚ Encourage your child to do their best!
 - ✚ Be in attendance at school 😊

Parent Reports

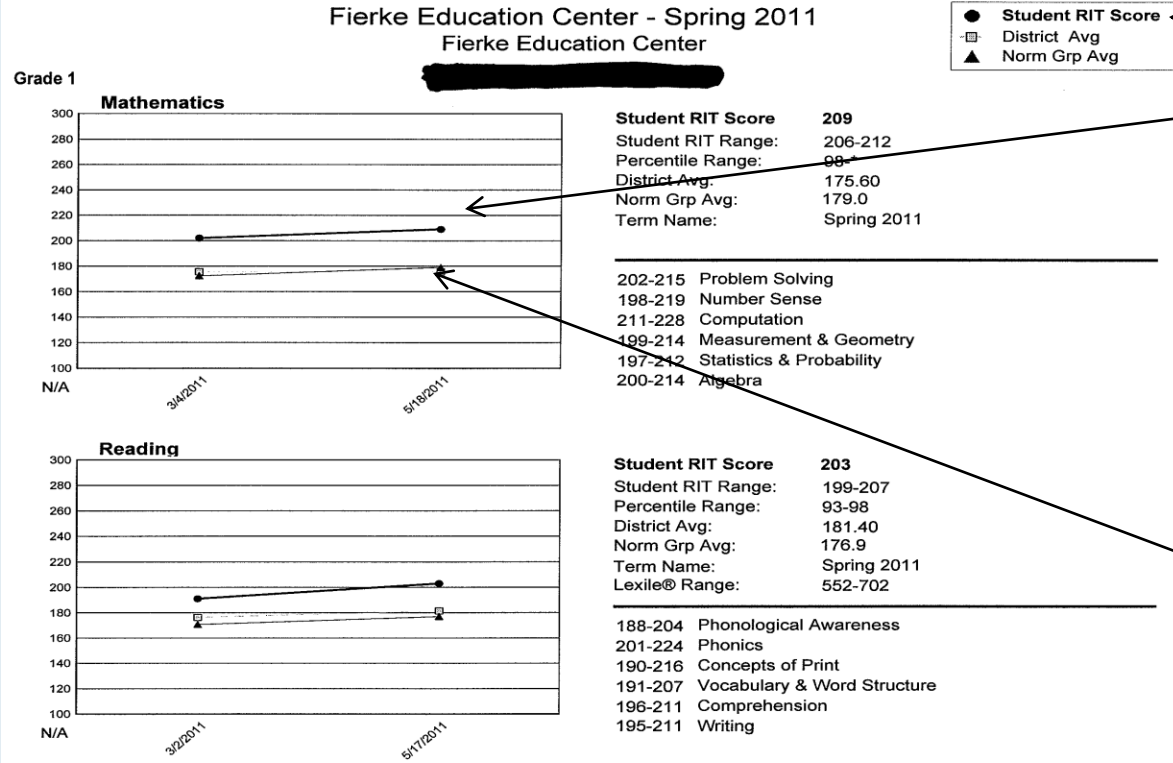
- The student report will come home after each testing session
- The report will contain current and past scores in each subject.
- The MAP SCORES= **RIT** The equal interval scores no matter what grade level. Can easily see growth and progress by comparing scores

Lexile Scores Grades 1-8

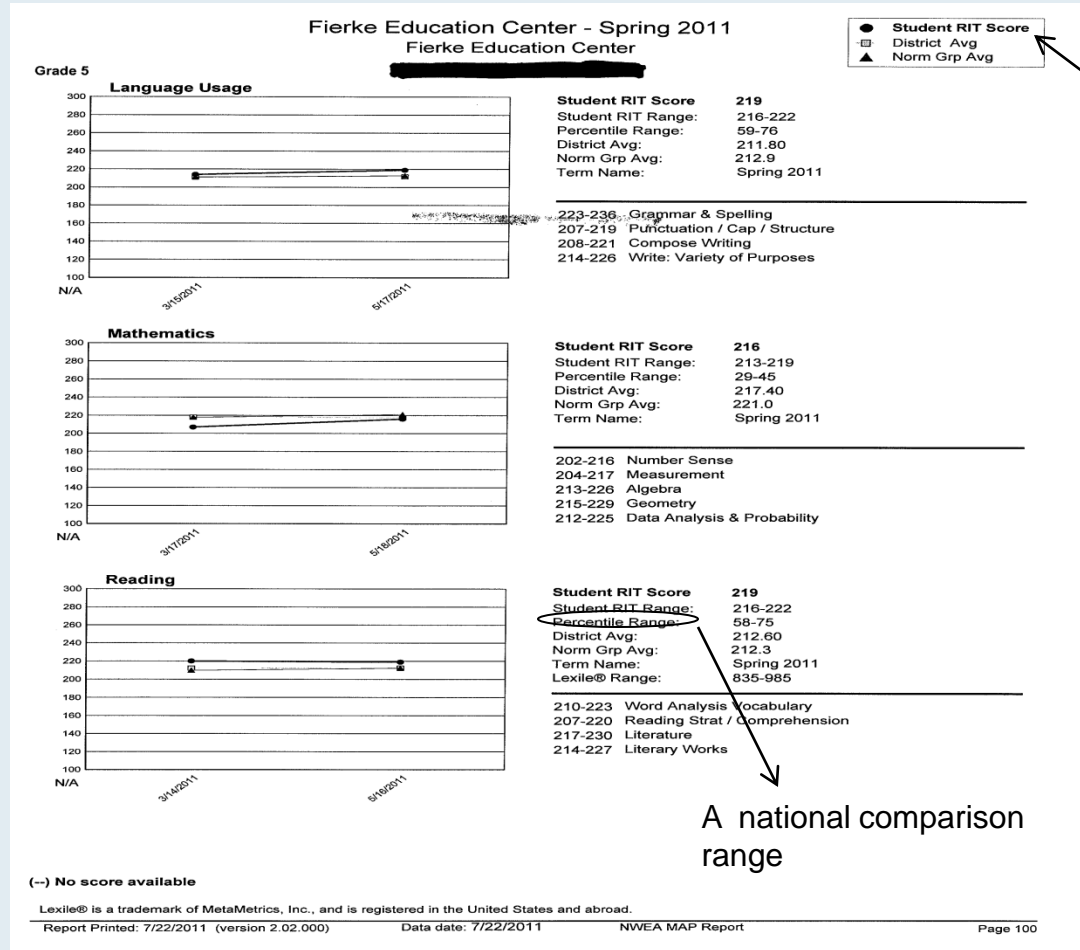
- **Lexile®** - A measure that helps identify reading material that is at an appropriate difficulty level for an individual student. When a student reads material within his or her Lexile® range, that student should read with 75% comprehension.

What will a report look like?

Primary Grade:



Upper Elementary / Middle School



These are your child's scores indicated by a black dot

The black squares indicate District average scores

A national comparison range

Questions?

- See the District 146 website to view a parent toolkit